



UNIVERSITI PUTRA MALAYSIA

***LOCAL COMMUNITIES PERCEPTION ON IMPACT OF MOVIE
ANIMATION PARK STUDIOS AS TOURISM DEVELOPMENT AT
BANDAR MERU RAYA IPOH***

MOHAMAD HAMIE AQIL BIN MOHAMAD HAMDAN

**Ip
FH 2019 102**

**LOCAL COMMUNITES PERCEPTION ON IMPACT OF MOVIE
ANIMATION PARK STUDIOS AS TOURISM DEVELOPMENT AT BANDAR
MERU RAYA IPOH**



By

MOHAMAD HAMIE AQIL BIN MOHAMAD HAMDAN

**A Project Report Submitted In Partial Fulfillment of The
Requirements for the Degree of Bachelor of Park
and Recreation Science in
Faculty of Forestry
University Putra Malaysia**

2019

DEDICATION

For my beloved family :
Mohd Hamdan Bin Ahmad
Siti Fatimah Binti Daud
My siblings, my brothers and my sisters
And to all my fellow friends

Thank you for all your cooperation



ABSTRACT

This study was conducted at Bandar Meru Raya Ipoh. The purpose of this study to determine local community's perception on impact of tourism development at Bandar Meru Raya Ipoh. Specifically, it determines the social, economic and environment impacts of the development of the movie animation park studios, which is a new tourism attraction in Ipoh. The study found that local community's perception were more positively inclined, especially for the economy and social factors while the perception towards the environment impact was balanced at 50% positive and negative impacts. In addition, the results of this study may be used by the government of the states Perak, local communities and residents to develop more tourism activities in Ipoh Perak while reducing the tourism impacts on the area and the local communities can contribute more on the tourism development at the area.



ABSTRAK

Kajian ini dijalankan di Bandar Meru Raya Ipoh. Tujuan kajian ini untuk menentukan tanggapan masyarakat setempat mengenai kesan pembangunan pelancongan di Bandar Meru Raya Ipoh. Khususnya, ia menentukan kesan sosial, ekonomi dan persekitaran pembangunan studio taman animasi filem, yang merupakan tarikan pelancongan baru di Ipoh. Kajian mendapati persepsi masyarakat setempat lebih cergas, terutamanya untuk faktor ekonomi dan sosial manakala persepsi terhadap impak alam sekitar seimbang pada 50% kesan positif dan negatif. Di samping itu, hasil kajian ini boleh digunakan oleh kerajaan negeri Perak, masyarakat setempat dan penduduk untuk membangunkan lebih banyak aktiviti pelancongan di Ipoh Perak sambil mengurangkan kesan pelancongan di kawasan tersebut dan masyarakat setempat dapat menyumbang lebih banyak kepada pembangunan pelancongan di kawasan itu.

ACKNOWLEDGEMENT

Alhamdulillah, firstly I should be grateful to Allah for giving me enough time, the idea, the strength and everything I gained to finish this project successfully. I would like to express my deepest gratitude to my supervisor Dr. Siti Suriawati binti Isa for her guidance, supervision, advice and encouragement during completing my final year project. His time, dedication, interest, support and invaluable knowledge are greatly appreciated.

My greatest gratitude and appreciate extended to my examiners, Dr. Azlizam and En Sam Shor Nahar for their honest critics and support in my project. I also would like to dedicate my sincere thanks to all local communities of Bandar Meru Raya Ipoh for their kind supervision, guidance and help throughout my project.

My deepest and sincere appreciation is dedicated to my father, Mohd Hamdan Bin Ahmad, my mother, Siti Fatimah Binti Daud and beloved families for their support. Not to forget to thank to my special one for his scarification and help, to all my supportive friends especially batch Kenaboi, seniors and for those who support and help me directly or indirectly. May Allah be with all of them at all time.

APPROVAL SHEET

I certify that this research project report entitled “**Local Communities Perception Towards Impacts at Bandar Meru Raya Ipoh Around Movie Animation Park Studios**” by Mohd Hamie Aqil Bin Mohd Hamdan has been examined and approved as a partial fulfillment of the requirements for the degree of Bachelor of Parks and Recreation Science in the Faculty of Forestry, Universiti Putra Malaysia.

Dr. Siti Suriawati Binti Isa
Faculty of Forestry
Universiti Putra Malaysia
(Supervisor)

Prof. Dr. Mohamed Zakaria Hussin
Dean
Faculty of Forestry
Universiti Putra Malaysia

Date: June 2019

TABLE OF CONTENT

		Page
DEDICATION		II
ABSTRACT		III
ABSTRAK		IV
ACKNOWLEDGEMENTS		V
APPROVAL SHEET		VI
LIST OF TABLES		IX
LIST OF FIGURES		X
LIST OF ABBREVIATIONS		XI
CHAPTER		
1	INTRODUCTION	
	1.1 General Background	1
	1.2 Problem Statement	5
	1.3 Objectives of Study	9
2	LITERATURE REVIEW	
	2.1 Introduction	11
	2.2 Tourism	11
	2.3 Theme Park Tourism	12
	2.4 Sustainability Tourism	15
	2.5 Local Communities	16
3	METHODOLOGY	
	3.1 Study Area	18
	3.2 Pilot Test	19
	3.3 Data Collection	19
	3.4 Questionnaire Design	20
	3.5 Sampling Technique	21
	3.6 Sampling Size	21
	3.7 Statistical Analysis	22
	3.8 Descriptive analysis	22
	3.8.1 Pearson Correlation Analysis	23
	3.8.2 Spearman Correlation Analysis	23
4	RESULTS AND DISCUSSION	
	4.1 Introduction	25
	4.2 Descriptive Analysis on Local Community's Socio-Demographic	25
	4.3 Analysis on Level of Agreement Towards Impact Tourism Development to The Local Community	29
	4.3.1 Mean score (Economy)	30
	4.3.2 Mean score (Social)	32
	4.3.3 Mean score (Environment)	34
	4.4 Analysis on level of agreement towards positive and negative impacts of tourism development to the local community	36
	4.4.1 Economy Impacts	36

4.4.2	Social Impacts	37
4.4.3	Environment Impacts	38
4.5	Analysis on Relationship Between Socio-Demographic Background With The Tourism Impacts on Local Community	39
4.5.1	Factor (Age)	39
4.5.2	Factor (Length of Stay)	41
4.5.3	Factor (Occupation)	43
5	CONCLUSION AND RECOMMENDATION	
5.1	Conclusion	45
5.2	Implications	46
5.3	Recommendations	47
	REFERENCES	48
	APPENDICES	52



LIST OF TABLES

Table		Page
2.1	Type of Tourism	12
4.1	Frequencies and Percentage of Respondents' Socio Demographic	24
4.2	Likert scale	29
4.3	Mean Score for Tourism Development in Economy	28
4.4	Mean Score for Tourism Development in Social	30
4.5	Mean Score for Tourism Development in Environment	32
4.6	Result for Age	39
4.7	Result for Length of Stay	40
4.8	Result for Occupation	42

LIST OF FIGURES

Figures		Page
3.1	Bandar Meru Raya maps	16
3.2	Formula Sample Size	19
4.1	Percentage for Positive and Negative Economy Impacts	35
4.2	Percentage for Positive and Negative Social Impacts	36
4.3	Percentage for Positive and Negative Environment Impacts	37



LIST OF ABBREVIATION

UPM	University Putra Malaysia
MAPS	Movie Animation Park Studios
IP	Intellectual Property (IP)
PCB	Perak Corporation Berhad



CHAPTER 1

INTRODUCTION

1.1 Overview of Recreation

Hurd and Anderson (2010) states that recreational defined by an activity that people participate during their free time and enjoy it so that people can recognized as having socially redeeming value. It means that people will voluntarily doing recreational activity in their free time just for satisfaction and pleasure. This means that recreational activities that are considered socially acceptable can change over time. Sports, music, games, travel, reading, arts and crafts and dance are examples of recreational activities. They also states that the specific activity performed is less important than the outcome of the activity. Recreation has the connotation that it is morally acceptable not only to the individual but also to society as a whole, and we are therefore planning these activities in this context. While recreation can take many forms, it must contribute to society in a way that is acceptable to society. Recreation contributes to vibrant and engaged individuals and communities, fostering personal, social, economic and environmental well-being. It touches on many aspects of our lives nourishing people and building strong families and communities (Recreation and Parks Association of the Yukon, 2010). People also see recreation as a social instrument because of its contribution to society. That is, professionals have long used recreation programs and services to produce socially desirable outcomes, such as the wise use of free time, physical fitness, and positive youth development.

Recently, theme park tourism has been seen as the driving force especially in economic growth in Malaysia as the theme park is one of the tourism products in Malaysia that generate the income to the country and influence the growth of tourism economy. The theme park in Malaysia itself has been the picked as the prior destination among the residents and tourist as it is one of famous attraction site for the purpose of leisure, recreational, entertainment and enjoyable activities besides providing tourist experience at the destination (Jamal, Aminudin & Rahman, 2017) . A theme park or an amusement park is a place with attractions that made up of rides and attractions, such as roller coasters, water rides, and other transport rides. Amusement parks usually contain a selection of different types of rides, along with shops, restaurants and other entertainment outlets for the guest. Theme park as an aggregation of themed attractions, including architecture, landscape, rides, shows, food services, costumed personnel, and retail shops (Heo, 2009). Ho and Ap (2009) state that a theme park is a destination in its own right, which combines entertainment, food and beverage and shops, and an environment that is different from that found outside its gates. A theme park is a destination in its own right, which combines entertainment, food and beverage and shops, and an environment that is different from that found outside the area.

Nowadays, theme park fast become one of the favourite places for the public to visit in their free time especially with their family just to enjoy the ride and attractions there. The growth of theme park industry in Malaysia clearly can be seen as statistics show by Ganesan (2014) states that the surge in the number

of theme parks is believed to be driven by the industry's multi-billion ringgit potential. A tabulation of 10 popular theme park operators in Malaysia puts the revenue of the players at close to RM800 million in 2013. This compares to data from the Department of Statistics Malaysia, which reveals that in 2009, a total of 14 theme parks had collectively generated RM250.3 million. The Malaysian government, gave licenses intellectual property and uses it to develop the tourism industry, particularly theme parks (International Association of Amusement Parks and Attractions , 2015) as Malaysia is fast becoming the theme park capital of Southeast Asia, with 16 theme parks and water parks throughout the country, and at least 10 more reported being launched in upcoming years (Cable News Network , 2015) .

Movie Animation Park Studios Park (MAPS) Ipoh is one of the theme park in Malaysia Poised as Asia's First Animation Theme Park that built at the cost of RM520 million in Ipoh, Perak. The theme park has its soft opening on 26 June 2017. Animation Theme Park Sdn Bhd is the developer, owner and operator of Movie Animation Park Studios (MAPS), a joint-venture between Perak Corporation Berhad Development Sdn Bhd and RSG MAPS Sdn Bhd . PCB Development is a wholly-owned subsidiary of the listed company Perak Corporation Berhad and is responsible for developing the Bandar Meru Raya City in Ipoh, Perak. RSG Maps Sdn Bhd is a private Malaysian property development company specializing in developing theme parks, themed attractions and integrated developments.

Movie Animation Park Studios Aspiration is acting as catalyst to transform Ipoh City into tourist hub and cross selling Perak other tourism products. Next Movie Animation Park Studios vision is to become one of the world Class Theme Park providing an unique product, attractions and dynamic interactive entertainment, providing our guests with fun, friendly and caring Movie Animation Park Studios (Syafiq, personal communication 2018). Furthermore, Movie Animation Park Studios have almost over 40 rides and attractions in 6 thematic zones with different Intellectual Property (IP) just to increase the level of branding and marketing at the theme parks.

Rapid tourism development such as the development of the theme parks will affected the surrounding of the area whether it is in positive or negative ways. Recreation and tourism development has become noteworthy for its potential role in diversifying local and regional economies and also lifestyle of the communities. Local residents' reactions towards tourism development and the factors that may influence their reactions is essential in achieving a host community's support for tourism development (Yoon, Gursoy & Chen,1999). Brunt and Courtney (1999) also states that It is very important that both the benefits and cost of tourism to local host communities must be carefully considered and for many rural areas , recreation and tourism development can be undertaken by marketing and building on existing resources that do not require a large capital investment .Theme parks and attractions will continue growing globally. There seem to be many internal and external reasons that may lead to success and failure of theme parks and attractions. It is evident

that theme parks and attractions contribute greatly to sustainability of destinations in many areas including investments in infrastructure, job creation, tax revenues, tourism revenues, donations, and community support (Milman, Okumus & Dickson, 2010). However, they also state that it is also evident that failure of a theme park may result in a major decline or failure of a destination.

1.2 Problem Statement

Movie Animation Park Studios Ipoh is well known as one of the strong tourism products and one of the most popular attraction for the tourist whether it is from local or foreign tourist. As nowadays theme park is fast becoming a trend for visiting in their free time especially with the family. Besides, there are many activities that can be done at the theme park such as riding their rides, visiting their attractions and many more. The tourism development in any nearest residence area could affect the local community in many factors. Mansour and Mahin (2013) state that local community plays big role to maintain tourist arrival in tourist development area in providing hospitality such as accommodation, local food and culture of community surrounding. Many local communities recognize that tourism can inspire change in social, cultural, economic and environmental dimensions, where tourism interests have had a close bond with the local people (Richards & Hall, 2000).

Discussions made by Kawamura and Hara (2010) that development of theme parks and attractions does not always lead to success or it is a smooth process. In most cases, development of new theme parks and attractions may create unexpected problems and challenges for both park owners and destinations. Henderson (2010) also raises the issue of potential negative economic, social-cultural and ecological impacts of theme parks and attractions on destinations. These may include but not limited to high-entrance fees for local residents, frictions between visitors and residents, pollution, habitat destruction, waste disposal problems, air and noise pollution, and rising levels of energy and water consumption.

In 2008 over 186 million people visited the top 25 worldwide parks (Rubin, 2009). Given these impressive figures, one can clearly see that safety and security is a major issue for theme parks and attractions. The statistics clearly shows massive numbers of visitor attendance to the theme park industries. With the Movie Animation Park Studios aspiration to be one of the most famous tourism worldwide it can be expect that the places will be crowded with the tourist from all over the world. However, Milman (2008) states that theme parks generate billions of dollars in revenue, have a substantial effect on local economies and therefore, are considered a significant driver of the hospitality industry. He also said theme parks will continue to have an impact on society and their roles in destination development and sustainability will continue to grow and affect a variety of demographic and socio-economic sections of the communities in which they operate.

Tourism has several of sociocultural impacts. This means that social constitution; the cultures and traditions can be influenced, altered, or even totally substituted due to tourism. These sociocultural impacts are hospitality, culture (art, religions, and historical remains), education and custom and traditions (Essays UK, 2018). It also stated that tourism and culture have a strong relationship. For example, it increases the characteristics of local activities such as festivals, art and folklore and supports the preservation of cultural and historic sites. Each of these aspects can create chaos in people's vacations. People congregate in attractive places. People gather in attractive location places.

Furthermore, Kreag (2001) states tourism often develops around specific locations and concentrations, creating growth and avoiding spread. As people congregate, congestion and crowding produces stress, annoyance, anger, and other negative attitudes. Thousands of visitor may impede local businesses, prevent residents from accomplishing normal activities, and compete for space. He also says that traditional services may be forced out or relocated due to competition with tourist interests. Supply shortages may occur, temporarily, seasonally, or chronically. Water, power, fuel, and other shortages may be experienced with increased pressure on the infrastructure. Therefore this research is going to study the impacts of Movie Animation Parks Studios on local community at Bandar Meru Raya Ipoh in aspects of economy, social and environment. This study also wants to study the opinion of the local community toward the rapid development of tourism product. Perak as a country is very

famous in the tourism with the heritage building and culture. So Movie Animation Park Studios will gives different type of tourism product for the tourist that want to visit Perak. Even though the impact of theme park operations can bring both benefits and problems to the local society and its cultural patterns. Raluca and Gina (2008) states that a theme park in an area generates contact between residents and visitors and this can be problematic in areas where the traditional cultural pattern of the residents differs extremely from that of the visitors of a park. Also, when there is a substantial socioeconomic difference between the visitors and the residents this may cause a problem. They also said that several types of problem such as overcrowding of facilities and transportation, over commercialization, misunderstandings and conflicts between residents and visitors because of differences in languages, customs, and value systems, and violation of local dress and behaviour codes. Furthermore, every theme parks usually have their own peak attendance number especially in festive season, school holiday and big event that held there. So, this will create a such a problem to the the local community surrounding Movie Animation Parks as their places will be consume by the tourist that visit the theme parks. The carrying capacity for the guest to visit Movie Animation Park Studios in one time is only 7000 guest so its mean it have limited parking spot for the guest. That is why when the statistics show for 15 June 2018 the highest number of attendance guest at Movie Animation Park Studios reached until 35000 above their carrying capacity. This will affected the local community activities as the area will be packed by the tourist .

Movie Animation Park Studios as tourism area also has resulted in traffic congestion, noise and pollution that created by overcrowded guest . Transport services are indispensable for the development of the tourism sector and of all the activity associated with tourism, transport is the one that creates most pollution (Yingitanlar, 2016). As a tourist area, Bandar Meru Raya Ipoh will need to develop in order to satisfy the demand of the tourist. So the increasing of transportation services in the area will increase drastically as the Aman Jaya Terminal also located just only 2 minute from the theme parks. This study could help to identify the effects of the theme parks as tourism products to the local community at Bandar Meru Raya. Besides we also can determine the relationship between the sustainability of the theme park and the role for the local community to ensure it is successful theme parks. Local communities' attitudes and perceptions towards tourism development are one of the important indicators for sustainable tourism development (Choi & Sirakaya, 2006)

1.3 Objectives of Study

General Objectives

The general study of this research is to determine local communities' perception on impact of movie animation park studios as tourism development at Bandar Meru Raya Ipoh.

Specific Objectives

- a) To determine the positive impacts of tourism development toward local communities at Bandar Meru Raya Ipoh in terms of environmental and social impacts of Movie Animation Parks Studio.
- b) To determine the negative impacts of tourism development toward local communities at Bandar Meru Raya Ipoh in terms of environmental and social impacts of Movie Animation Parks Studio.
- c) To investigate the relationship between social demographic background with the tourism impacts on local community.

CHAPTER 2

LITERATURE REVIEW

2.1 Introduction

The acknowledgement that nowadays theme park fast becoming a growing sector in tourism business while also affected the surrounding area including the local communities because the area need to develop. Hamiza (2017) state that local community impacts are one of the crucial parameter in the ecotourism equation as they are liable to compromise the conservation guidelines or principles in tourism. There are many ways that local community can be affected by the development of the theme parks such as in environment and also in social. The impacts could either be positive or negative impacts to the local community.

2.2 Tourism

Tourism is defined as the travel for recreational, leisure or business. United Nations (2005) rectified this definition by adding a maximum stay of six months on the former definition. Tourism is one of the world's largest industries and one of its fastest growing economic sectors. It has battalion of effects, both positive and negative, on people's lives and on the environment. In recent decades, tourism has grown very rapidly and is projected to be even faster in Asia and the Pacific, the main continents promising to be the world's most

important tourist destination by 2020. Tourism is made up of different forms; these forms are classified by typical features of spending time in the destination such as:

Table 2.1: Type of Tourism

Domestic tourism	Is the traveling of people within the country
Inbound tourism	This is when non- resident traveling within the country
Outbound tourism	Involves residents visiting another country
Internal tourism	Basically a combination of inbound and outbound tourism
National tourism	Involves the combination of domestic and outbound tourism.

Sources by UK Essays (2018)

2.3 Theme Parks Tourism

Theme parks tourism are relatively new concept of tourism to the world rather than the most common tourism such as heritage and cultural tourism , nature tourism and also sand-beach tourism . Theme parks basically is an amusement park in which the rides, attractions, shows and buildings revolve a central theme or group of themes. Examples include the Disney Land theme parks, the Genting Highlands theme parks and the Sunway Lagoon at Kuala Lumpur. Theme parks or amusement parks developed after centuries of folly at fairs and pleasure gardens, where troves of people sought entertainment in the form of live performances and competitions and the idea of a fixed amusement park came with the rise of world's fairs in the 19th century (Sedghi ,2016).

One of the famous theme parks that still exist until today are Disneyland Theme Parks. Walt Disney was inspired by several smaller amusement parks, World's Fairs and Disney's own animated characters when he designed the world - famous Disneyland, which opened in 1955 in Anaheim, California. Walt Disney World, opened in 1971, is today the world's largest theme park and resort complex. California and Florida have the largest theme parks in the United States, but the demand for these huge playgrounds continues throughout the world with almost every theme imaginable. In 1955 Disneyland opened up rave reviews and changed the landscape of the amusement park industry completely. Guests didn't want a group of rides around a lake on a field anymore, they wanted a whole perfect world to take them out of the real world for a day. The thrills of theme parks are often obscured from the outside by landscaping. They are kept clean and new rides are frequently added to keep people coming back. Alex (2015) stated that the theme park is either based on a central theme or divided into several distinctly themed areas, or "lands". As of 2008, the Walt Disney Company accounted for around half of the total industry's revenue in the US as a result of more than 50 million visitors of its U.S. based attractions each year.

Nowadays, Malaysia is fast becoming the theme park capital of Southeast Asia, with 16 theme parks and water parks spread around the country, and 10 more reported to be opening in the next few years. Tourism is on the rise in Malaysia and international and local companies have collaborated on a number of ambitious new projects focusing on family - friendly attractions rather than

white - knuckle roller coaster rides. Malaysia is poised to become the theme park capital of ASEAN as the country becomes home to more international-level theme parks which augur well for its economy and Over 21 theme parks and water parks are expected by 2020 and this addition includes the world's first Twentieth Century Fox Studios and a Ubisoft video game indoor theme park to make the market even merrier (The Star Online, 2018).

One of the famous and oldest theme park at Malaysia are Genting Highlands . This theme park is located in Pahang Malaysia. It is at an average elevation of 1,740 metres (5,710 ft.). Resorts world Genting is operated Genting Malaysia Berhad as formerly known as Resorts World Berhad and commonly known today as the Genting Group. It also controls Awana Chain of resorts and hotels. It was established in 1965. Genting Highlands is one of the biggest theme parks in Malaysia, most tourists visit because of the cool weather (as it is on a highland) and the entertainment. It is divided into the indoor and outdoor parks. The indoor comprises of so many rides and games such as: tourists need to check out the only heated indoor water park in Malaysia at 2,000 metres above sea level, Snow World (which is the largest indoor snow attraction in Malaysia, Genting X-pedition Wall (the biggest indoor climbing wall in Southeast Asia and Malaysia's first 4D Motion Master Theatre), indoor Ferris wheel, indoor roller coasters, Venice wheels, flying bumper cars, merry go around and arcade. While the Outdoor Park has its fun rides such as: the Mini Train, Pirate Ship, Flying Jumbo, The Spinning Tea Cup, Rodeo Rider, Grand Prix Fun Kart, Mathari Ferris Wheel and thrilling roller coasters, Rainforest splash pool,

Dinosaurland and so many others. Genting Highland really contributes something positives to the Malaysia economy in term of tourism sectors. According to its annual report, RWG Resorts world Genting welcomed 20.3 million visitors in 2011, of which 27 per cent were hotel guests and 73 per cent were day-trippers (Borneo posts, 2013).

Movie Animation Park Studios are one of the newest theme parks in Malaysia that are located in Bandar Meru Raya Ipoh Perak. The theme parks had it soft opening open on 26 June 2017 in Ipoh as they are the Asia's first ever animation theme park, Movie Animation Park Studios (MAPS). This theme parks is unique from the others because they used the local animation cartoon characters such as Boboiboy into the theme parks.

2.4 Sustainable Tourism

General definition of sustainable development that is widely used for tourism based communities the so-called triple-bottom line, which is policies and actions attempt to balance social, economic and environmental costs and benefits (Amir, 2014). He also stated that this is because tourism is often viewed as an economic activity first, although it can also be conflicted with the environmental and cultural conservation goal of community sustainability. Sustainable tourism are commonly known as a ways to balance between the environmental, economic and social cultural aspect of tourism development. It

will ensure that it can minimize the impacts on environment and also local communities surrounding it so that it will be available for the future generation. Besides that it also will contribute in generating the income, employment rate of the area and the conservation of local ecosystems. Poverty reduction and biodiversity conservation will be factors of contribution of tourism in maximizing the sustainable tourism.

The United Nations World Tourism Organization defines sustainable tourism as tourism that meets the needs of present tourists and host regions while protecting and enhancing opportunity for the future. Rather than being a type of product, it is an ethos that underpins all tourism activities. As such, it is integral to all aspects of tourism development and management rather than being an add-on component. The objective of sustainable tourism is to retain the economic and social advantages of tourism development while reducing or mitigating any undesirable impacts on the natural, historic, cultural or social environment. This is achieved by balancing the needs of tourists with those of the destination.

2.5 Local Community

One of the main elements of tourism development is to encourage local communities' participation as it is central to the sustainability of tourism industry. While the suggestion is that a number of roles local communities

could take in tourism development, little emphasis has so far been given as to how local communities themselves feel about this. Local community is one of the stakeholders in the process of sustainable tourism development. There will be conflicts between tourism development area and the local communities itself. Therefore, the support from local communities.



CHAPTER 3

METHODOLOGY

3.1 Study Area

This study is conducted at Bandar Meru Raya Ipoh that situated near the Movie Animation Park Studios. This area is very easy to access either by car or public transport like bus. This place is located about 207KM and estimated about 2 hours and 10 minutes' drive from Kuala Lumpur City Centre. Bandar Meru Raya is a new city that rapidly developing in order to meet the demand as one of the most famous tourism places in Malaysia.

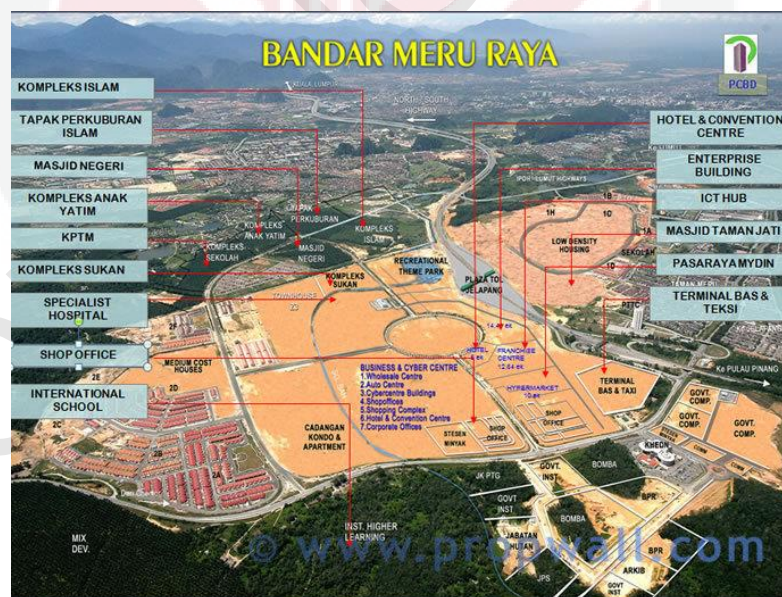


Figure 3.1 : Bandar Meru Raya maps
Source : IFP Ventures & Property Management Service (2017)

3.2 Pilot Test

A pilot test was conducted on January 2019 at Bandar Meru Raya Ipoh and around the Movie Animation Park Studios. About 10 questionnaires will be distribute to local community and the theme parks staff. This test is to conducted to determine whether the questionnaire given are clearly understood by the respondents and if there are any modification of questions is necessary before administering the survey. All the feedback gathered from the pilot test will be taken into consideration in order to create the best questionnaires that are clearly understood by respondents in the real survey.

3.3 Data Collection

To collect the data, the final survey questionnaires will be distributed to the local community in Bandar Meru Raya Ipoh and around the Movie Animation Park Studios. By using this survey, the researcher could collect the data that important to this study such as local communities' demographics, the social and environmental effects of the theme parks to the local communities, and if there are any opinions towards the theme parks. The estimated average time taken for the survey to be completed by a respondent is approximately 5 to 7 minutes.

3.4 Questionnaire Design

The questionnaire is design to collect related data in order to achieve the objective of this research. The questions in the survey form are prepared in bilingual so that it can be understood by the respondent which comprising from various group of educational level. There are few questions prepared in the Likert Scale and most of the questions use is closed-ended concept so that it is easier for the respondent to answer. The questionnaires is designed to be in three sections.

The sections are:

Section one: Respondent's socio-demographic background

Section two: The tourism impacts of Movie Animation Park Studios development

- a) Economy
- b) Social
- c) Environment

Section three: Respondent opinions

3.5 Sampling Technique

This systematic sampling technique is preferred because the researcher can avoid bias in collecting the data and this technique is simple to put in practise . This technique is applied for this research in order to have the respondent where every third local community found is choose a respondent

3.6 Sampling Size

The sampling size is conducted using the formula given by Yamane (1967) :

$$n = \frac{N}{1 + N(e)^2}$$

Figure 3.2: Formula Sample Size
Sources: Yamane (1967)

n = Sample size

N = population size

e = max error of estimation

By using this formula given, the sampling size for this research are 363 respondents when the average population of Jelapang Meru Ipoh are 3898 residents. Statistics shown by the Department of Statistics Malaysia (2010) shown that the total population shown for Jelapang Meru Ipoh is 3898

residents and most of the residents were Malays and Chinese communities. Although the total respondents from the formula were 363 respondents, there are several limitations that occur during the research and I need to reduce the number of respondents given. This is because the lack of time to do the research and interview the respondents as I will do it all alone by myself.

3.7 Statistical Analysis

Data analysis is conducted in several stages. The data that had been collected from the questionnaires are coded for data storage and subsequently for descriptive and statistical analysis. This statistical analysis is performed by using Statistical Package for the Social Science (SPSS) method.

3.8 Descriptive analysis

Descriptive analysis is used to organize and describe the collected data from the questionnaires. The analysis is used to measure the percentage proportions on the number of respondents. Descriptive analysis will be applied to the defined basic features for variable characteristics in frequency, mean, ranges and also standard deviation. The large number of variables in the questionnaire, mean score is used to condense the variables to a smaller number of factors and followed with correlation analysis. Correlation is a technique for investigating the relationship between the two quantitative,

continuous variables, for example, age and negative effects of sustainable tourism development. Before that, the mean score is needed to be check the data abnormalities before undergoes further analyze.

3.8.1 Pearson Correlation Analysis

Pearson's correlation coefficient (r) is a measure of the strength of the association between the two variables. Firstly, is the need to studying the relationship between two continuous variables is to draw a scatter plot of the variables to check for linearity. When the data is normal or linear, it will undergo under Pearson analyze. The correlation should not be calculated if the relationship is not linear. For correlation only purposes, it does not really matter on which axis the variables are plotted. The nearer the scatter of points is to a straight line, the higher the strength of association between the variables. Lastly it also does not matter what measurement units are being used.

3.8.2 Spearman Correlation Analysis

When the data is abnormal, it will analyze using spearman correlation coefficient. Spearman analysis is a statistical measure of the strength of a monotonic relationship between paired data. Its interpretation is similar to that of Pearson analyze, the closer is the stronger the monotonic relationship. Based on Barcelona Field Studies (2000) correlation is an effect size so that

we can verbally describe the strength of the correlation using the following guide for the absolute value of:

- a) .00 - .19 “very weak”
- b) .20- .39 “weak”
- c) .40 - .59 “moderate”
- d) .60 - .79 “strong”
- e) .80 - 1.0 “very strong”



CHAPTER 4

RESULT AND DISCUSSION

4.1 Introduction

The total numbers of respondents interviewed for this study were 150. All the respondent spent their time estimated about 10 minutes to answers the questionnaire. The questionnaires were about the impacts of tourism development towards local community around Movie Animation Park Studios Ipoh Perak.

4.2 Descriptive analysis on local community's socio-demographic

Based on the research questionnaires by the local community's and their background information is obtained. The survey questions include gender, age, ethnic group, marital status, number of years living in Bandar Meru Raya, Ipoh, education level and occupation. Throughout the data analysis, this study is able to identify the characteristics of local communities as it plays an important role in determining the impacts of development tourism towards them.

Based on the Table 4.1, the first item that been survey is gender of the respondents. The frequencies of male is 70 with 46.7% percentage while female frequencies is 80 with 53.3% percentage and the mean for gender is

(1.53). For age, the item is divided into five categories which the first category is age 20 years old and below with the frequency 15 (10.0%). The second category is the age range between 21-30 years old with frequency 93 (62.0%) while for age range 31-40 years old the frequency is 20 (13.3%). Next age range 41-50 years old with frequency 16 (10.7%) and last category is 51 years old and above with frequency 6 (4.0%). The mean for age is ($\bar{x}=2.37$).

The third item that been survey is ethnic of the respondents whether they are Malay, Chinese, Indian or others. The frequencies of Malay is 105 with 70.0% percentage while Chinese frequencies is 27 with 18.0% percentage. For Indian the frequency is 18 with 12.0% percentage and the mean for ethnic is (1.42). The next item that been survey is marital status of the respondents that divided into three categories which are single, married or others. The frequencies of married is 53 (35.3%) while single frequencies is 97 with 64.7% percentage and the mean for the marital status is (1.65).

The next item is for the period of stay in Bandar Meru Raya is mean (2.45). The highest frequency for this item is 47 with 31.3% from the total of respondent fall in the category where the respondents have been stay in the Bandar Meru Raya below than 4 year for 5 to 10 years the frequency is 26 with the percentage 17.3% while for 11 to 20 years the frequency is 39 with 26.0%. There are 38 frequency and with 25.4 percent for 21 to 30 years period of stay at Bandar Meru Raya Ipoh with mean for it is (2.45). For education level,

respondent are given the choice either never have any formal education, primary school, high school, pre-university/diploma, degree, master or doctorate. The frequency for no formal education is 0 (0.0%), primary school 0 (0.0%), secondary school 20 (13.3%), pre-university/diploma 68 (45.3%), degree 56 (37.4%), master or doctorate 6 (4.0%) and the mean for education level is (4.32).

The last item in socio-demographic section is occupation, respondents need to choose businessman, public sector, private sector, there is no permanent job, housewives and fulltime student. The frequencies for businessman is 21 (14.0%), public sector 26 (17.3%), private sector 31 (20.7%) and there are no permanent job 23 (15.3%), housewives 9 (6.0%) and lastly is full-time student 40 (26.7%), with mean for occupation is (3.62).

Table 4.1: Frequencies and Percentage of Respondent's Socio Demographic

Items	Categories	Frequencies	Percentage	Mean
Gender	Male	70	46.7	1.53
	Female	80	53.3	
Age	20 years old and below	15	10.0	2.37
	21-30 years old	93	62.0	
	31- 40 years old	20	13.3	
	41- 50 years old	16	10.7	
	51 years old and above	6	4.0	
Ethnic	Malay	105	70.0	1.42
	Chinese	27	18.0	
	Indian	18	12.0	
Marital Status	Married	53	35.3	1.65
	Single	97	64.7	
Length of Stay	4 years below	47	31.3	2.45
	5 - 10 years	26	17.3	
	11 - 20 years	39	26.0	
	21 - 30 years	38	25.4	
Education level	Secondary school	20	13.3	4.32
	Pre-university/Diploma	68	45.3	
	Bachelor's Degree	56	37.4	
	Master or Doctorate	6	4.0	
Occupation	Businessman	21	14.0	3.62
	Public Sector	26	17.3	
	Private Sector	31	20.7	
	No permanent job	23	15.3	
	Housewives	9	6.0	
	Full-time student	40	26.7	

4.3 Analysis on level of agreement towards impact tourism development to the local community

Index analysis was used to find the mean the tourism development impacts on local community (Figure 4.1). From the Likert scale chosen as shown (Table 4.2). Survey questions that ask is to indicate the level of agreement. The data in the worksheet are five-point Likert scale data Questionnaires containing a set of statements to rate their level of agreement towards impact tourism development to the local community when the questionnaire be submitted to the respondents. The score to the series of statements as (1= strongly disagree, 2= disagree, 3= neither agree nor disagree, 4= agree, 5= strongly agree)

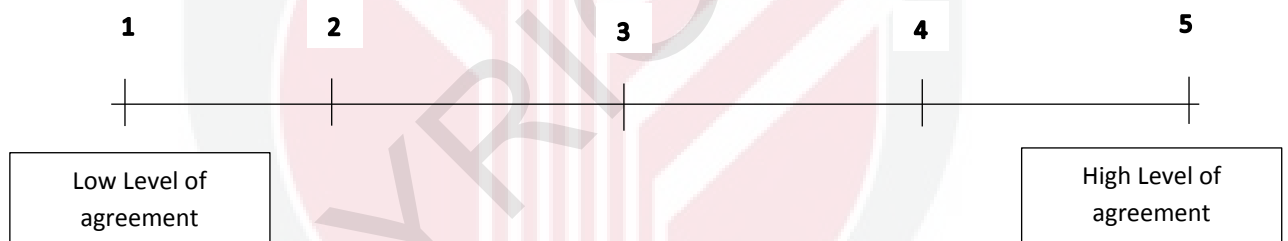


Figure 4.1 : Level of agreement
Source : Vagias (2006)

Table 4.2 : Likert Scale

Level of agreement	
Strongly disagree on the impacts of the tourism development	1
Disagree on the impacts of the tourism development	2
Nor agree or disagree on the impacts of the tourism development	3
Agree on the impacts of the tourism development	4
Strongly agree on the impacts of the tourism development	5

4.3.1 Mean score (Economy)

Table 4.3: Mean Score for Tourism Development in Economy

	<i>N</i>	Minimum	Maximum	Mean
Tourism development improve the living standard of the locals	150	1	5	3.87
Tourism development provide employment opportunities to locals	150	2	5	4.21
Tourism development increase business opportunity in the tourism industry (hotel, restaurant & homestay)	150	2	5	4.20
Tourism development plays a role in the construction of new infrastructure	150	2	5	4.03
Tourism development has led to unplanned development	150	1	5	3.09

Based on the Table 4.3, several questions from the questionnaire are about the impacts of the tourism development in terms of the economy. They were 5 questions from the economy section asked to the respondents during the survey. The first question is tourism development improve the living standard of the locals with the mean (3.87), the minimum score is 1 and maximum score is 5 from the respondent. Next tourism development provide employment opportunities to locals with the mean (4.21) and the minimum score is 2 and maximum score is 5. With the mean (4.20) the tourism development increase business opportunity in the tourism industry such as hotel, restaurant & homestay. The minimum score is 2 and maximum score is 5 for the question. Tourism development plays a role in the construction of new infrastructure

(4.03) with the minimum score is 2 and maximum score is 5. Lastly tourism development has led to unplanned development (3.09) and the minimum score is 1 and maximum score is 5. Based on the Table 3 the highest mean for the economy section is on the question two which is the tourism development provide employment opportunities to locals while the lowest mean for the economy section is question number five which is tourism development has led to unplanned development. The total mean for the economy section is (3.88) which shown that the local community's level of agreement towards tourism development impacts in economy is neither low or high.

4.3.2 Mean score (Social)

Table 4.4: Mean Score for Tourism Development in Social

	<i>n</i>	Minimum	Maximum	Mean
Social problems increased because of tourism development	150	1	5	3.50
Tourism development has led to the spread of external cultural influences	150	1	5	3.46
Tourism development causes local people to exchange views with foreign tourists	150	1	5	3.55
Tourism development increase the crime rates	150	1	5	3.30
Tourism development led to increase foreign language domination	150	1	5	3.65
Tourism development has led to a change in culture and tradition	150	1	5	3.25
Tourism development has led to a better community relations	150	2	5	3.81
Tourism development adds to the burden of local public services and facilities	150	1	5	3.61
Tourism development is essential to the long-term prosperity of the community	150	1	5	3.68

Based on the Table 4.4, several questions from the questionnaire are about the impacts of the tourism development in terms of the social. They were 9 questions from the social section asked to the respondents during the survey. The first question is social problems increased because of tourism development with the mean (3.50), the minimum score is 1 and maximum score is 5 from the respondent. Next tourism development has led to the

spread of external cultural influences with the mean (3.46) and the minimum score is 1 and maximum score is 5. With the mean (3.55) tourism development causes local people to exchange views with foreign tourists and the minimum score is 2 and maximum score is 5 for the question. Tourism development increase the crime rates (3.30) with the minimum score is 1 and maximum score is 5. Tourism development led to increase foreign language domination (3.65) and the minimum score is 1 and maximum score is 5. Next tourism development has led to a change in culture and tradition (3.25) and the minimum score is 1 and maximum score is 5 . Tourism development has led to a better community relations (3.81) with the minimum score is 2 and maximum score is 5.while tourism development adds to the burden of local public services and facilities with the mean (3.61) and the minimum score is 1 and maximum score is 5. Lastly, the tourism development is essential to the long-term prosperity of the community (3.68) with the minimum score is 1 and maximum score is 5. According to the Table 4 the highest mean for the social section is on the question twelve which is the tourism development has led to a better community relations while the lowest mean for the social section is question number eleven which is tourism development has led to a change in culture and tradition. The total mean for the economy section is (3.53) which shown that the local community's level of agreement towards tourism development impacts in economy is neither low or high.

4.3.3 Mean score (Environment)

Table 4.5: Mean Score For Tourism Development in Environment

	<i>n</i>	Minimum	Maximum	Mean
Tourism development causes the leisure area to be crowded	150	1	5	3.77
Tourism development contributes positively to the quality of life in the area of Bandar Meru Raya	150	2	5	3.95
Tourism development raises awareness of environmental care	150	1	5	3.42
Tourism development destroys biodiversity (flora & fauna)	150	1	5	3.73
Tourism development has led to air pollution	150	1	5	3.54
Tourism development has led to water pollution	150	1	5	3.34
Tourism development has led to visual contamination	150	1	5	3.51
Tourism development has led to sound pollution	150	1	5	3.97
Tourism development causes traffic congestion	150	2	5	3.95

Based on the Table 4.5, several questions from the questionnaire are about the impacts of the tourism development in terms of the environment. They were 9 questions from the environment section asked to the respondents during the survey. The first question is tourism development causes the leisure area to be crowded (3.77), the minimum score is 1 and maximum score is 5 from the respondent. Next tourism development contributes positively to the quality of life in the area of Bandar Meru Raya with the mean (3.95) and the minimum score is 2 and maximum score is 5. With the mean (3.42) tourism development

raises awareness of environmental care and the minimum score is 1 and maximum score is 5 for the question. Tourism development destroys biodiversity such as flora and fauna (3.73) with the minimum score is 1 and maximum score is 5. Tourism development has led to air pollution (3.54) and the minimum score is 1 and maximum score is 5. Next tourism development has led to water pollution (3.34) and the minimum score is 1 and maximum score is 5. Tourism development has led to visual contamination (3.51) with the minimum score is 1 and maximum score is 5 while tourism development has led to sound pollution with the mean (3.97) and the minimum score is 1 and maximum score is 5. Lastly, the tourism development causes traffic congestion (3.95) with the minimum score is 2 and maximum score is 5. According to the Table 5 the highest mean for the environment section is on the question twenty-two which is the tourism development has led to sound pollution while the lowest mean for the environment section is question number twenty which is Tourism development has led to water pollution. The total mean for the economy section is (3.69) which shown that the local community's level of agreement towards tourism development impacts in economy is neither low or high.

4.4 Analysis on level of agreement towards positive and negative impacts of tourism development to the local community

4.4.1 Economy Impacts

Based on the Figure 4.2 the economy impacts there are categorized by two division which is positive impacts and negative impacts. Overall for the economy impact there are five questions from the questionnaire which also divided with four questions for the positive economy impact question and only one for the negative economy impacts question. The positive impacts with the mean (4.08) and percentages 57% is more higher than the negative impacts (3.09) with the percentage 43%. This data shown that the local community's level of agreement in economy on positive impacts tourism development is high rather than the level of agreement on negative impacts tourism development in Bandar Meru Raya Ipoh Perak. Milman (2008) states that theme parks generate billions of dollars in revenue, have a substantial effect on local economies and therefore, are considered a significant driver of the hospitality industry.

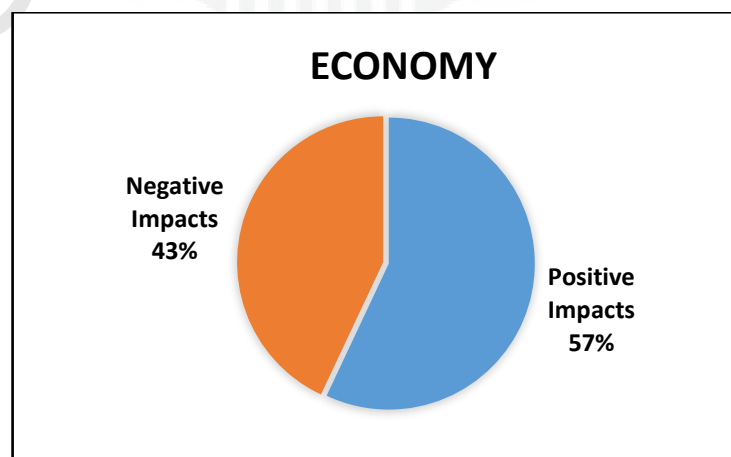


Figure 4.2: Percentage for positive and negative economy impacts

4.4.2 Social Impacts

According to the Figure 4.3 the social impacts there are categorized by two parts which is positive impacts and negative impacts. Out of the nine questions for the social impact there are nine questions from the questionnaire which also divided with three questions for the positive social impact question and six for the negative social impacts question. The positive impacts with the mean (3.68) and percentages 52% is higher than the negative impacts (3.46) with the percentage 48%. This data shown that the local community's level of agreement in social on positive impacts tourism development is high rather than the level of agreement on negative impacts tourism development in Bandar Meru Raya Ipoh Perak. Gnanapala (2016) states that tourism has brought opportunities for the community to engage in tourism related activities to get benefits.

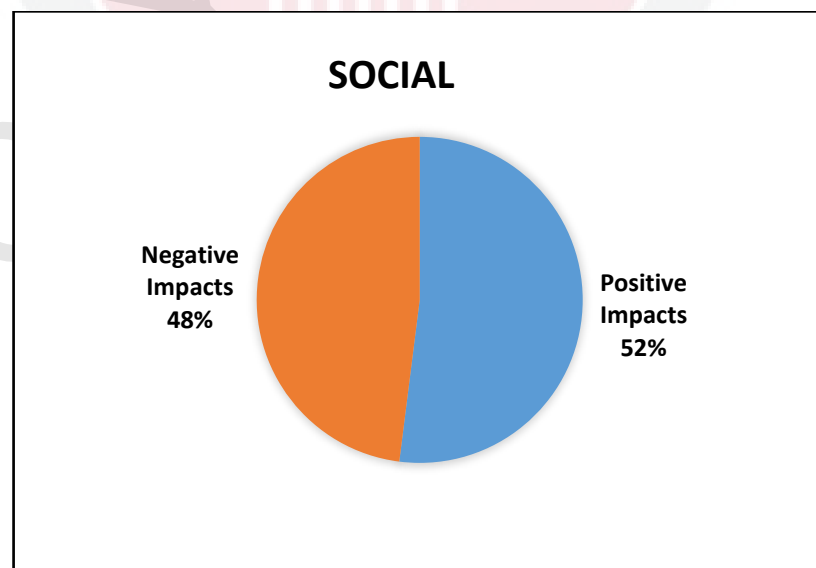


Figure 4.3: Percentage for positive and negative social impacts

4.4.3 Environment Impacts

Based on the Figure 4.4 the environment impacts there are categorized by two parts which is positive impacts and negative impacts. Out of the nine questions for the social impact there are nine questions from the questionnaire which also divided with only two questions for the positive environment impact question and seven for the negative environment impacts question. The positive impacts with the mean (3.69) and percentages 50% is equal with the negative impacts (3.69) with the percentage 50%. This data shown that the local community's level of agreement in social on positive impacts tourism development is same with the level of agreement on negative impacts tourism development in Bandar Meru Raya Ipoh Perak .

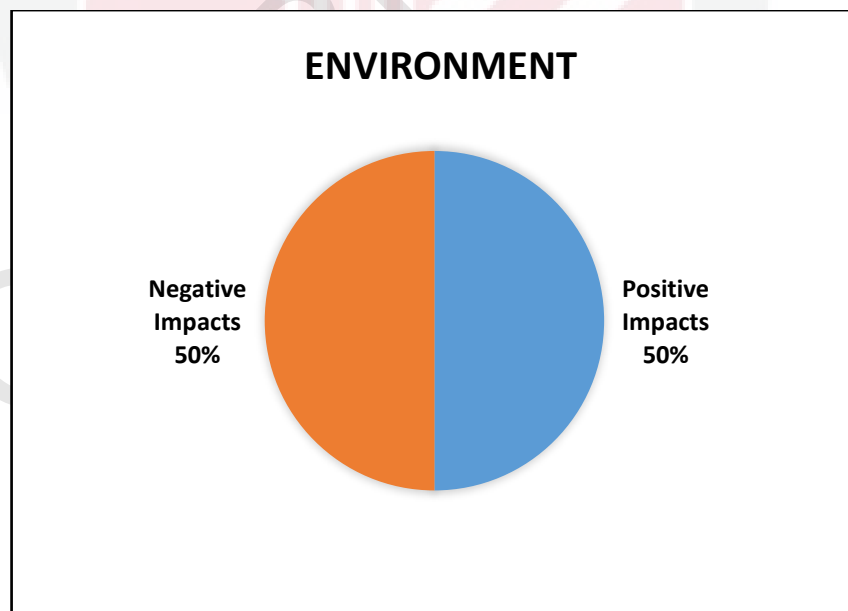


Figure 4.4: Percentage for positive and negative environment impacts

4.5 Analysis on relationship between socio-demographic background with the tourism impacts on local community

In order to check the relationship of each independent variable with dependent variable, Pearson correlation coefficient analysis was applied to indicate the sign of the correlation coefficient indicates the direction of the relationship, while the magnitude of the correlation (how close it is to -1 or +1) indicates the strength of the relationship.

4.5.1 Factor (Age)

Table 4.6 shows that the relationship between age with the tourism impacts on the local community. The significant value is determined by the p -value is less than 0.05. The result shows that the questions tourism development destroys biodiversity is correlation significant at the 0.01 level (tailed). The highest Pearson correlation value is 0.224 and the lowest is -0.083 from the statement foreign language domination which means that the negative correlation corresponds to a decreasing relationship with the age. The correlation coefficients on the main diagonal are always 1. The results show that there is correlation significant between age factor with the statement destroys biodiversity as the tourism impacts on local community and the two variables are linearly related as the p -value is less than 0.05.

Table 4.6: Result for Age

Statement	<i>r-value</i>	<i>p-value</i>
Improve the living standard of the locals	0.030	0.713
Provide employment opportunities to locals	0.035	0.670
Increase business opportunity in the tourism industry	0.019	0.820
Social problems increased	0.011	0.896
Plays a role in the construction of new infrastructure	-0.029	0.726
Led to the spread of external cultural influences	0.050	0.544
Causes local people to exchange views with foreign tourists	-0.083	0.311
Increase the crime rates	0.076	0.354
Led to unplanned development	0.128	0.120
Increase foreign language domination	-0.083	0.313
Causes the leisure area to be crowded	0.075	0.362
Led to a change in culture and tradition	0.086	0.296
Led to a better community relations	-0.044	0.592
Led to air pollution	0.047	0.568
Led to water pollution	0.002	0.980
Tourism development has led to visual contamination	0.160	0.050
Led to sound pollution	0.086	0.293
Causes traffic congestion	0.075	0.363
Adds to the burden of local public services and facilities	0.089	0.280
Destroys biodiversity (flora & fauna)	0.224**	0.006
Tourism development raises awareness of environmental care	0.089	0.279
Essential to the long-term prosperity of the community	0.029	0.721
Contributes positively to the quality of life in the area of Bandar Meru Raya	0.103	0.212

**Correlation is significant at the 0.01 level (2-tailed)

*Correlation is significant at the 0.05 level (2-tailed)

4.5.2 Factor (Length of Stay)

Table 4.7 shows that the relationship between the number of years living in Bandar Meru Raya with the tourism impacts on the local community. The significant value is determined by the p -value is less than 0.05. The highest Pearson correlation value is 0.157 from the statement tourism development increased the crime rates while the lowest is -0.074 from the statement tourism development is essential to the long-term prosperity of the community which means that the negative correlation corresponds to a decreasing relationship. The results shows that there is no significant between age factor with the tourism impacts on local community and the two variables are not linearly related.

Table 4.7: Result for Number of Years Living

Statement	<i>r-value</i>	<i>p-value</i>
Improve the living standard of the locals	0.102	0.213
Provide employment opportunities to locals	0.139	0.090
Increase business opportunity in the tourism industry	-0.049	0.548
Social problems increased	-0.069	0.401
Plays a role in the construction of new infrastructure	0.022	0.787
Led to the spread of external cultural influences	0.082	0.319
Causes local people to exchange views with foreign tourists	-0.025	0.760
Increase the crime rates	0.157	0.055
Led to unplanned development	0.017	0.833
Increase foreign language domination	-0.025	0.762
Causes the leisure area to be crowded	0.155	0.059
Led to a change in culture and tradition	-0.001	0.987
Led to a better community relation	-0.002	0.978
Led to air pollution	.0085	0.299
led to water pollution	0.056	0.498
Tourism development has led to visual contamination	0.084	0.305
Led to sound pollution	0.041	0.621
Causes traffic congestion	0.148	0.071
Adds to the burden of local public services and facilities	0.036	0.658
Destroys biodiversity (flora & fauna)	0.141	0.086
Tourism development raises awareness of environmental care	-0.063	0.442
Essential to the long-term prosperity of the community	-0.074	0.371
Contributes positively to the quality of life in the area of Bandar Meru Raya	0.035	0.673

**Correlation is significant at the 0.01 level (2-tailed)

*Correlation is significant at the 0.05 level (2-tailed)

4.5.3 Factor (Occupation)

Table 4.8 shows that the relationship between the occupation of the local communities at Bandar Meru Raya with the tourism impacts on the local community. The significant value is determined by the p -value is less than 0.05. The result shows that the questions tourism development destroys biodiversity is significant at the 0.01 level (tailed) and correlation is significant at the 0.05 level (2-tailed). Led to change in culture and tradition are correlate with the significant 0.05 level with -0.287 value. The highest Pearson correlation value is 0.124 from the statement increase foreign language while the lowest is -0.187 from the statement led to change in culture and tradition. The results shows that there is correlation significant between occupation factor with the statement led to a in culture and tradition as the tourism impacts on local community and the two variables are linearly related as the p -value is less than 0.05.

Table 4.8: Result for Occupation

Statement	<i>r-value</i>	<i>p-value</i>
Improve the living standard of the locals	-0.022	0.788
Provide employment opportunities to locals	.0055	0.501
Increase business opportunity in the tourism industry	0.052	0.530
Social problems increased	0.010	0.908
Plays a role in the construction of new infrastructure	-0.028	0.738
Led to the spread of external cultural influences	-0.039	0.638
Causes local people to exchange views with foreign tourists	0.053	0.523
Increase the crime rates	-0.081	0.327
Led to unplanned development	-0.037	0.650
Increase foreign language domination	0.124	0.129
Causes the leisure area to be crowded	-0.004	0.963
Led to a change in culture and tradition	-0.187*	0.022
Led to a better community relations	0.081	0.325
Led to air pollution	-0.033	0.692
led to water pollution	0.039	0.637
Tourism development has led to visual contamination	-0.035	0.670
Led to sound pollution	-0.137	0.095
Causes traffic congestion	-0.087	0.292
Adds to the burden of local public services and facilities	-0.127	0.121
Destroys biodiversity (flora & fauna)	-0.113	0.169
Tourism development raises awareness of environmental care	0.000	0.998
Essential to the long-term prosperity of the community	0.055	0.501
Contributes positively to the quality of life in the area of Bandar Meru Raya	0.045	0.588

**Correlation is significant at the 0.01 level (2-tailed)

*Correlation is significant at the 0.05 level (2-tailed)

CHAPTER 5

CONCLUSION AND RECOMMENDATION

5.1 Conclusion

As a conclusion the first objective for this study is to determine the positive impacts of tourism development toward local communities at Bandar Meru Raya Ipoh in terms of economy, environment and social impacts of Movie Animation Parks Studio. For the impacts, majority of the respondents stated that the tourism impact at the area are positive with 57% and for the social impacts majority of the respondents also state the impact of tourism is positive with 53%. Meanwhile for the environment impacts the results is balance for positive and negative impacts with 50% each. Next is to determine the negative impacts of tourism development toward local communities at Bandar Meru Raya Ipoh in terms of environment and social impacts of Movie Animation Parks Studio. Minority of the respondents stated that the tourism impact at the area are positive with 43% and for the social impacts majority of the respondents also state the impact of tourism is positive with 47% while for the environment impact the results from the respondent is balanced. This results mean that the positive impacts are clearly more higher than the negative impacts.

In conclusion, the Bandar Meru Raya Ipoh have a large potential for developing area as tourism places. However, to ensure that the area is sustainable for the

tourism products and the residents perceive tourism positively, it is essential to engage the local community in small-scale tourism initiatives that do not impact negatively on the ecosystem. To achieve this aim, public agencies, NGOs and national and foreign universities should strive to educate and raise awareness among the predominantly young residents as the local communities an example of how properly managed the natural resources of the area as tourism places and can give can benefit to the residents and permit sustainable growth.

5.2 Implication of Study

This study will determined the specific positive and negative impacts towards local communities at Bandar Meru Raya from the theme parks. Most respondents stated that the Movie Animation Parks gives positive impacts more than negative impacts to them. Especially for the economy sector and the social sector, while for the environment the results is balance between positive and negative. This results clearly shown that the the majority of the local communities feel that tourism product such as Movie Animation Park Studios can gives real benefit towards them in terms of economy and social. Therefore, This findings can contribute more toward the Perak state government in order to established MAPS as one of the tourist attraction in Perak. The findings also can help the Movie Animation Parks Studios to get the support from the local communities and meanwhile can get the local

community involves and participate more in the activities that organized by the theme parks.

5.3 Recommendation

This study's findings are useful to Perak's state government, local community, non-governmental organizations and councils. Moreover, this study provided an insight describing the impacts of developments in tourism. This study therefore helps the management of the Movie Animation Park Studios to be more sensitive to the local community surrounding Bandar Meru Raya if they wish to upgrade in the future. Most of the local community agreed, according to the results of this study, that the development of tourism has had a very positive impact on them in economic and social terms. Therefore, the sustainable development of tourism that will take place in and around Movie Animation Park Studios must involve both sides to ensure that both parties gain economic or social benefits. Any future problems could be reduced or avoided by earlier discussions with the local community. Future studies are recommended to use and develop this dimension of the and tourism model for better involvement as the tourism sector grows in Ipoh Perak. Next, knowing the effect of tourism development around theme parks, it is expected that a few things will be done by relevant parties so that the issue could be reduced in the future. Thus, this study or any future study is expected to help improve Ipoh Perak's image and status by implementing sustainable country tourism practices.

REFERENCES

Alex (2015). The Evolution of Theme Parks. *Theme Parks Incorporated*. Retrieved From <http://themeparkincorporated.co.uk/2015/04/11/the-evolution-of-theme-parks/>

Amir, A.F. (2014). Sustainable Tourism Development: A Study on Community Resilience for Rural Tourism in Malaysia: *Procedia - Social and Behavioral Sciences* 168: 116 – 122

Barcelona Field Studies Centre (2000). *Spearman's Rank Correlation Coefficient Rs and Probability (p) Value Calculator*. Retrieve from <https://geographyfieldwork.com/SpearmansRankCalculator.html>

Borneo Post Online. (2013, March 24). *Malaysia's Theme Parks on the Trill Rides*. Retrieved from <https://www.theborneopost.com/2013/03/24/malysias-theme-parks-on-the-trill-rides/>

Brunt, P. & Courtney, P. (1999). Host Perceptions of SocioCultural Impacts. *Annals of Tourism Research*, 26 (3): 493-515.

Choi, H. C., & Sirakaya, E. (2006). Sustainability Indicators for Managing Community Tourism. *Tourism Management*, 27(6): 1274-1289

Cable News Network. (2015 November 28). Malaysia's Greatest Theme Parks. Retrieved From <https://edition.cnn.com/travel/article/malaysia-theme-parks/index.html>

Department of Statistics Malaysia (2010). *Data Population of Perak District* Retrieved from https://www.dosm.gov.my/v1/index.php?r=home/index&menu_id=b2ROaWplROa5NnAvMHVmRjRkZzIBQT09

Essays, UK. (November 2018). The Impacts of Tourism Development Tourism Essay. Retrieved from <https://www.ukessays.com/essays/tourism/the-impacts-of-tourism-development-tourism-essay.php?vref=1>

Ganesan, V. (2014). *Cover Story: Making Malaysia theme park capital of SEA*. Retrieved from <https://www.theedgemarkets.com/article/cover-story-making-malaysia-theme-park-capital-sea>

Gnanapala, W.K. (2016). A Socio-economic Impacts of Tourism Development and Their Implications on Local Communities: *International Journal of Economics and Business Administration* 2(5): 59-67.

Ho, P. & Ap, J. (2009). Tourism and Hospitality Studies. *Theme Parks and Attractions Hong Kong's Ocean Park: A Home-grown Success Story*. Retrieved from <http://www.hktdc.com/ncs/ires/en/s/HKOceanPark.html>

Hamiza, J. (2017). *The Impacts Of Tourism Development On Local Community At Kuala Tahan*: University Putra Malaysia.

Heo, C.Y. (2009). Application of Revenue Management Practices to the Theme Park Industry. *International Journal of Hospitality Management*, 28, 446–453.

Hurd, A. R., & Anderson, D. M. (2010). *The Park and Recreation Professional's Handbook*. Champaign, IL: Human Kinetics.

Henderson, J. (2010). New visitor attractions in Singapore and Sustainable Destination Development, *Worldwide Hospitality and Tourism Themes*,2(3): 251-261

Heo, C.Y. (2009). Application of Revenue Management Practices to the Theme Park Industry. *International Journal of Hospitality Management*, 28, 446–453.

IFP Ventures & Property Management Service. (2018). *Proposed Sale Of 11.52 Acre Freeholdland*. Retrieved from <http://ifp-advisors.com/wp-content/uploads/2018/08/MERU-RAYA-LAND-PROPOSAL-PDF-08.08.2018.pdf>

Jamal S,A., Aminudin N., & Rahman N. (2017). Visitors' Experiences of Cluster Developments at Theme Parks in Malaysia. *Asian Social Science*.13(8) Retrieved from <http://www.ccsenet.org/journal/index.php/ass/article/view/67557>

Kreag, G. (2001). *The Impacts of Tourism*. Retrieved from <http://www.seagrant.umn.edu/tourism/pdfs/Impactstourism.pdf>.

Kawamura, S. and Hara, T. (2010). A Historical Perspective and Empirical Analysis on Development of Theme Parks in Japan. *Worldwide Hospitality and Tourism Themes*, 3(3).

Leng, T, A. (2016). *Qi City Set to Be The Next Catalyst for Ipoh Growth*. Retrieved from <https://www.edgeprop.my/content/880046/qi-city-set-be-next-catalyst-ipoh-growth>

Liu, J., & Var, T. (1986). Resident Attitudes toward Tourism Impacts in Hawaii. *Annals of Tourism Research*, 13(2), 193-214.

Loghun ,K.(2018, October 3). Perak Bids to Make Meru Smart. *The Malay Mail* . Retrieved from [cityhttps://www.malaymail.com/news/malaysia/2018/10/03/perak-bids-to-make-meru-smart-city/1678881](https://www.malaymail.com/news/malaysia/2018/10/03/perak-bids-to-make-meru-smart-city/1678881)

Mansour , E, ,Z .& Mahin, E, Z (2013). The Impacts of Tourism Industry on Host Community. *European Journal of Tourism Hospitality and Research* 1(2): 2-21.

Milman, A., & Pizam, A. (1988). Social Impacts of Tourism on Central Florida, *Annals of Tourism Research*. 15(2), 191-204

Milman, A. (2009). Evaluating the Guest Experience at Theme Parks: An Empirical Investigation of Key Attributes, *International Journal of Tourism Research*, Vol. 11, 373-87.

Milman, A., Okumus, F., & Dickson, D., (2010). The Contribution of Theme Parks and Attractions to the Social and Economic Sustainability of Destinations, *Worldwide Hospitality and Tourism Themes*, 2(3): 338-345.

Milman, A. (2008). Theme Park Tourism and Management Strategy. *Tourism Management*, CABI, Cambridge, MA . 218-31.

Rubin, J. (2009). *Themed Entertainment Association/Economics Research Associates Attraction Attendance Report*. Retrieved from: www.themeit.com/TEAERA2008.pdf

Richards, G. & Hall, D. (2000), *Tourism and Sustainable Community Development*, Routledge, London. Retrieve from https://www.researchgate.net/publication/310327332_Tourism_and_Sustainable_Community_Development

Raluca, D. C. & Gina, S. (2008). Theme Park - The Main Concept of Tourism Industry Development. *Annals of The University of Oradea, Economic Science Series*, 17(2): 635-640

Sedghi, S. (2016) *Time Travel: The History of Amusement Parks* Retrieved from <https://www.pastemagazine.com/articles/2016/01/time-travel-the-history-of-theme-parks.html>

The Star Online (2016, May 25). *Raising the Bar for Theme Parks*. Retrieved from <https://www.thestar.com.my/metro/smebiz/news/2016/05/25/raising-the-bar-for-theme-parks-company-continues-to-innovate-and-expand-business-to-stay-competitive/>

Tosun, C. (2002). Host Perceptions of Impacts: A Comparative Tourism Study. *Annals of Tourism Research*, 29(1): 231-253.

The Recreation and Parks Association of the Yukon (RPAY). (2015) Retrieved from <https://rpay.ca/>

The Star Online (2018) *Malaysia Riding on New Themed Attractions*. Retrieved from <https://www.thestar.com.my/business/business-news/2018/05/07/malaysia-riding-on-new-themed-attractions/>

The International Association of Amusement Parks and Attractions IAAPA. (2015). Retrieved from <http://www.iaapa.org/>

United Nations Environment Program, (United Nations) World Tourism Organization (2005). *Making Tourism more Sustainable-A Guide for Policy Makers* ; 9-20. Retrieved from <http://www.unep.fr/shared/publications/pdf/DTIx0592xPA-TourismPolicyEN.pdf>

Yigitcanlar, T. (2016). Integrating urban ecosystem sustainability assessment into policy-making: insights from the Gold Coast City: *Journal of Environmental Planning and Management* 59, Issue 11

Yoon, Y., Gursoy, D., & Chen, J. S. (1999). An Investigation of The Relationship between Tourism Impacts and Host Communities' Characteristics. *Anatolia: An International Journal of Tourism and Hospitality Research*, 10(1): 29-44.

Yamane, T. (1967). *Statistics, An Introductory Analysis*, 2nd Ed., New York: Harper and Row.

World Travel & Tourism Council. (2014). *Travel & Tourism: Economic Impact 2014*. Retrieved from <http://www.wttc.org/-/media/files/reports/economic%20impact%20research/regiona%20reports/world2014.pdf>.

Vagias, W, M. (2006). *Likert-type Scale Response Anchors*. Clemson International Institute for Tourism & Research Development, Department of Parks, Recreation and Tourism Management. Clemson University

APPENDICES

Appendix A: QUESTIONNAIRE



Tajuk Kajian

***Kesan Pembangunan Pelancongan Taman Tema Terhadap Penduduk
Setempat di Bandar Meru Raya Ipoh***
*(The Effects of Theme Parks Tourism Development Towards Local
Community at Bandar Meru Raya Ipoh)*

Projek akhir tahun ini mengkaji **kesan pembangunan pelancongan taman tema terhadap penduduk setempat di Bandar Meru Raya Ipoh** .
Maklumat yang diberikan adalah untuk tujuan akademik sahaja dan identiti responden akan dirahsiakan. Segala kerjasama daripada pihak tuan/puan responden yang terlibat dalam kajian soal selidik ini amat dihargai. Terima kasih.

Nama Pelajar	Penyelia
<p><i>Mohd Hamie Aqil Bin Mohd Hamdan</i> <i>Bachelor Sains Taman Dan Rekreasi</i> <i>Fakulti Perhutanan</i> <i>Universiti Putra Malaysia</i></p>	<p><i>Dr Siti Suriawati Binti Isa</i> <i>Jabatan Rekreasi dan</i> <i>Ekopelancongan</i> <i>Fakulti Perhutanan</i> <i>Universiti Putra Malaysia</i></p>

BAHAGIAN A : LATAR BELAKANG RESPONDEN

JANTINA :

Lelaki Perempuan

UMUR :

- () 20 tahun dan ke bawah
- () 21-30 tahun
- () 31-40 tahun
- () 41-50 tahun
- () 51 tahun dan keatas

ETNIK :

- () Melayu
- () Cina
- () India
- () Lain-lain _____

STATUS BERKAHWIN :

- () Berkahwin
- () Belum Berkahwin
- () Lain-lain _____

**BILANGAN TAHUN MENETAP DI SEKITAR BANDAR MERU RAYA IPOH
PERAK :**

- () 4 tahun dan ke bawah
- () 5-10 tahun
- () 11-20 tahun
- () 21-30 tahun
- () 31 tahun dan ke atas

TAHAP PENDIDIKAN :

- () Tiada pendidikan formal
- () Sekolah Rendah
- () Sekolah Menengah
- () Diploma/Asasi/Matrikulasi
- () Ijazah Sarjana
- () Sarjana/Doktor Falsafah

PEKERJAAN :

- () Usahawan
- () Sektor Awam
- () Sektor Swasta
- () Tiada Pekerjaan Tetap
- () Suri Rumah
- () Pelajar Sepenuh Masa

BAHAGIAN B : KESAN PEMBANGUNAN PELANCONGAN TAMAN TEMA KEPADA PENDUDUK TEMPATAN

Sila tandakan (/) berdasarkan skala berikut :

1= Sangat Tidak Setuju , 2= Tidak Setuju , 3= Neutral, 4= Setuju, dan 5= Sangat Setuju

	KENYATAAN	1	2	3	4	5
1	Pembangunan pelancongan meningkatkan taraf hidup penduduk setempat					
2	Pembangunan pelancongan membuka peluang pekerjaan kepada penduduk setempat					
3	Pembangunan pelancongan meningkatkan peluang perniagaan dalam industri pelancongan (restoran/hotel/homestay@inap desa)					
4	Pembangunan pelancongan menyebabkan masalah gejala sosial meningkat					
5	Pembangunan pelancongan memainkan peranan dalam pembinaan infrastruktur baharu di kawasan Bandar Meru Raya					
6	Pembangunan pelancongan menyebabkan penyebaran pengaruh budaya luar					

7	Pembangunan pelancongan menyebabkan masyarakat setempat bertukar pandangan dengan pelancong luar					
8	Pembangunan pelancongan meningkatkan kadar jenayah					
9	Pembangunan pelancongan menyebabkan pembangunan tidak terancang					
10	Pembangunan pelancongan menyebabkan peningkatan penguasaan bahasa asing					
11	Pembangunan pelancongan menyebabkan kawasan riadah menjadi sesak					
12	Pembangunan pelancongan menyebabkan perubahan pada budaya dan tradisi					
13	Pembangunan pelancongan menyebabkan hubungan komuniti semakin baik					
14	Pembangunan pelancongan menyebabkan pencemaran udara					
15	Pembangunan pelancongan menyebabkan pencemaran air					

16	Pembangunan pelancongan menyebabkan pencemaran visual					
17	Pembangunan pelancongan menyebabkan pencemaran bunyi					
18	Pembangunan pelancongan menyebabkan kesesakan lalu lintas					
19	Pembangunan pelancongan menambah beban perkhidmatan dan kemudahan tempatan					
20	Pembangunan pelancongan merosakkan biodiversiti (hidupan flora dan fauna)					
21	Pembangunan pelancongan meningkatkan kesedaran penjagaan alam sekitar					
22	Pembangunan pelancongan adalah penting untuk kemakmuran jangka panjang komuniti					
23	Pembangunan pelancongan memberi sumbangan positif kepada kualiti hidup di kawasan Bandar Meru Raya					


BAHAGIAN C :

CADANGAN DAN KOMEN RESPONDEN



© COPYRIGHT

Appendix B : Photos



Hotel Casuarina at Bandar Meru Raya for tourist



Poster for local community to join activities at MAPS Ipoh



Bulatan Amanjaya for local communities to do recreation activities



New buildings that been developed at Bandar Meru Raya